









CK-2226D




2. Turn off the alarm: when the alarm clock rings, press any button to turn off alarm, enter the next alarm state.

Timing Settings

Timing: short press “” to display “” press “OK” to start timing, press “OK” again to stop timing, and so on, long press “” reset exist and return to time state.

Countdown: short press “” to display “” press “0~9” to enter the countdown time (eg. 10 minutes 58 seconds to enter “1058”). Press “OK” to start countdown, press “OK” again to stop, and so on. Long press “” reset exist and return to time state.

Other Settings

1. In setting state: you can use “/” to adjust the number, or directly enter the number, in setting state, press “OK” to save and exit, if you do not operate for 3 seconds, it will be saved and exited automatically.
2. Button on the back of the machine: "Funs" button corresponds to the alarm button, the other three buttons have the same function as the remote control, long press “” to switch manual / automatic brightness adjustment.
3. “” : turn on / off display, time continues to go in the off state.
4. "Funs" and "EN/CN" buttons of the remote control have no functions.



TWO YEAR LIMITED WARRANTY

This Limited Product Warranty is provided by the Dealer where your Intellitron product was purchased. The Product Warranty extends only to the original purchaser of the product and is valid for a period of two years from the date of purchase. Please keep your dated sales receipt as evidence of the date of purchase. You will need it to receive warranty service. Your Dealer warrants the product will be free from defects in workmanship and materials under normal use. If the product fails to conform to the warrant and is within the warranty period of two years, contact your original dealer for a return authorization. Your dealer may choose to either repair or replace the non-conforming product.